

Steps to be followed if you would like to submit documents in India Energy Portal using the CMS (Content Management System)

Step 1: Logging in the CMS

Only registered users can submit a document in India Energy Portal using the CMS. If you are a registered user, you can login from the home page.

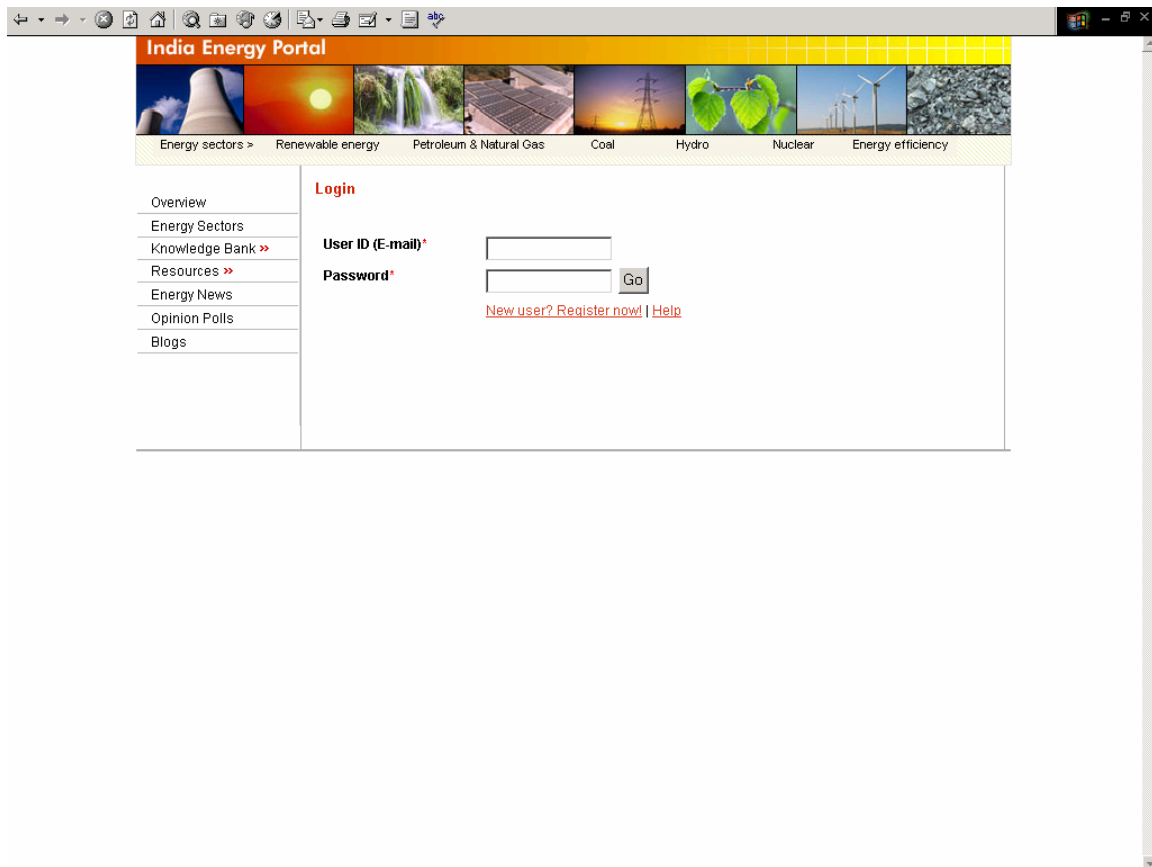
The screenshot displays the India Energy Portal homepage. At the top, there is a navigation bar with the following categories: Energy sectors >, Renewable energy, Petroleum & Natural Gas, Coal, Hydro, Nuclear, and Energy efficiency. Below this, the main content area is divided into several sections:

- Energy Map**: A map of India with a text box stating, "The consumption of power by each state in the country and it's capacity to generate power has been illustrated geographically."
- Energy News**: A list of news items, including "Tax incentives to speed up use of bio diesel" from The Economic Times (2006-07-11) and "Bid to create awareness about energy efficiency in Delhi" from The Hindu (2006-07-06).
- Energy Statistic**: A bar chart titled "World Primary Energy Production by Source" showing production in Quadrillion Btu. The data is as follows:

Source	Production (Quadrillion Btu)
Crude Oil	159
Coal	100
Gas	99
Hydro	27
Nuclear	27
Geothermal	6
- Energy Saving Tips**: A list of tips including using compact fluorescent light bulbs, letting food cool down before putting it in the fridge or freezer, taking short showers instead of baths, lowering the thermostat on your hot water heater to 20°F, driving sensibly, defrosting your freezer regularly, turning off your computer and monitor when not in use, defrosting food naturally instead of using the microwave, and keeping lids on the pots when you are cooking.
- Login Form**: A form with fields for "E-mail*" and "Password*", a "Go" button, and links for "New user | Register Now | Help".

On the left side, there is a "Subscribe" box with the text "Subscribe now to receive latest updates" and a "Go" button. A vertical navigation menu on the left includes: Overview, Energy Sectors, Knowledge Bank >>, Resources >>, Energy News, Opinion Polls, and Blogs.

A login screen will also appear (if you have not logged from the home page), whenever you are trying to edit a document.



If you are a new user and need to register, then from the home page click on *New User? Register now!* link.

Energy sectors > Renewable energy Petroleum & Natural Gas Coal Hydro Nuclear Energy efficiency

Overview
Energy Sectors
Knowledge Bank >>
Resources >>
Energy News
Opinion Polls
Blogs

Register * Essential information

Name *

E-mail *

Password *

Confirm Password *

Type of organization * Select here
if other, please specify

Organization

Designation

Address

Telephone

Fax

Areas of interest *

<input type="checkbox"/> Solar - PV	<input type="checkbox"/> Solar - Thermal	<input type="checkbox"/> Wind
<input type="checkbox"/> Small Hydro	<input type="checkbox"/> Biomass/biofuels	<input type="checkbox"/> Waste to energy
<input type="checkbox"/> Hydrogen	<input type="checkbox"/> General	<input type="checkbox"/> Petroleum & Natural Gas
<input type="checkbox"/> Coal	<input type="checkbox"/> Hydro	<input type="checkbox"/> Nuclear
<input type="checkbox"/> Distributed Generation	<input type="checkbox"/> Geothermal	

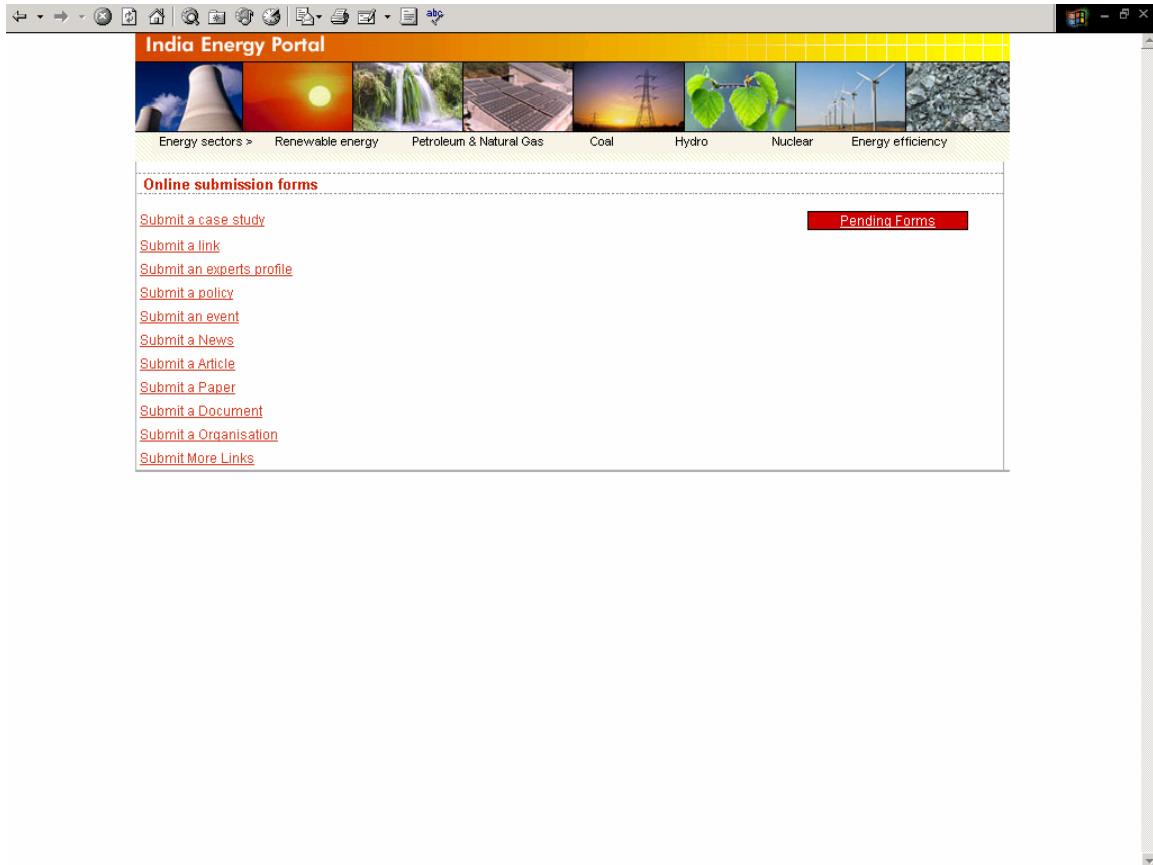
Document types of interest *

<input type="checkbox"/> Policies	<input type="checkbox"/> Case Studies	<input type="checkbox"/> Tools
<input type="checkbox"/> Directories of Experts	<input type="checkbox"/> Relevant Links	<input type="checkbox"/> Events
<input type="checkbox"/> Newsletter		

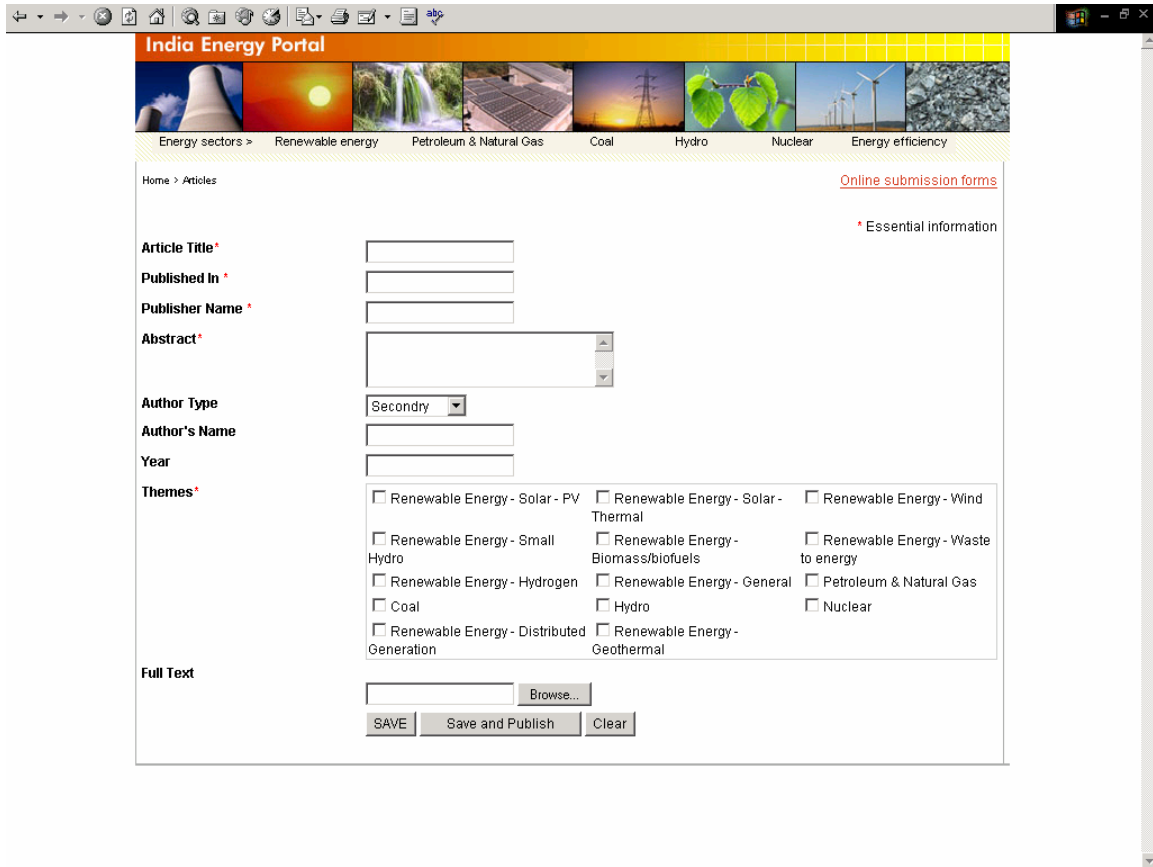
Would you like to receive e-mail updates about Energy Portal ? Yes No

Step 2: Submitting a document using CMS

After logging, you will see the first screen of CMS



Select a submission form depending on the type of document to be submitted. For example, if you are submitting a article then you need to select article form.



The screenshot shows a web browser window displaying the "India Energy Portal" submission form. The browser's address bar shows "abp". The page has a yellow header with the portal name and a navigation bar with icons for "Energy sectors >", "Renewable energy", "Petroleum & Natural Gas", "Coal", "Hydro", "Nuclear", and "Energy efficiency".

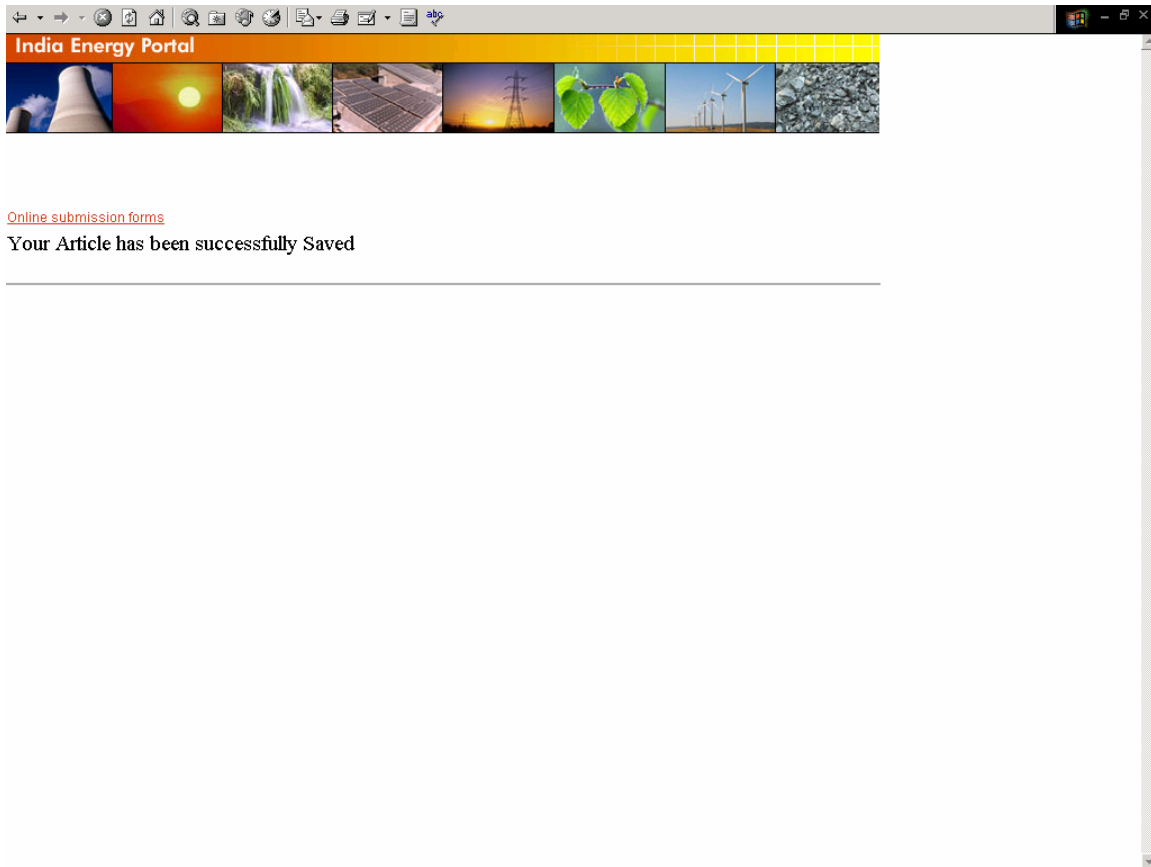
The main content area includes a breadcrumb "Home > Articles" and a link for "Online submission forms". A note indicates that fields marked with an asterisk (*) are essential information.

The form fields are as follows:

- Article Title ***: Text input field.
- Published In ***: Text input field.
- Publisher Name ***: Text input field.
- Abstract ***: Text area with scrollbars.
- Author Type**: Dropdown menu with "Secondary" selected.
- Author's Name**: Text input field.
- Year**: Text input field.
- Themes ***: A grid of checkboxes for various energy categories:
 - Renewable Energy - Solar - PV
 - Renewable Energy - Solar - Thermal
 - Renewable Energy - Wind
 - Renewable Energy - Small Hydro
 - Renewable Energy - Biomass/biofuels
 - Renewable Energy - Waste to energy
 - Renewable Energy - Hydrogen
 - Renewable Energy - General
 - Petroleum & Natural Gas
 - Coal
 - Hydro
 - Nuclear
 - Renewable Energy - Distributed Generation
 - Renewable Energy - Geothermal
- Full Text**: Text input field with a "Browse..." button.

At the bottom of the form are three buttons: "SAVE", "Save and Publish", and "Clear".

There are some mandatory fields, which need to be filled. Otherwise, the document will not be submitted. Once the document is successfully submitted, the following screen appears.



More than one documents can be submitted by clicking on *online submission form* or one can even go to the home page.

Step 3: Logging out from the CMS

You can logout either from the first screen or from any form of CMS.